

INDIA WEEKLY MARKET SNAPSHOT

1st April 2024

Top News

- [New RBI rule raises alarms among currency derivatives traders](#)
- [T+0 Settlement: A new dawn in Indian stock market](#)
- [RBI gives banks and NBFCs a breather on AIF investments](#)
- [FTSE keeps India, Korea on hold in indexes, adds Portugal](#)
- [FPIs lap up Indian equities worth Rs 35,000 crore in March](#)
- [Gold hits a new record, best month in over 3 years](#)
- [Indian bonds are set to be added to global indexes. Here's why it could be a gamechanger](#)
- [Expert panel recommends criteria for entry into GIFT City, regulations for financial service companies](#)
- [SEBI chief flags bubble in midcap, smallcap space](#)
- [Global algo traders gearing up to swarm India stock futures, Says SGX](#)
- [Pre-2017 investments of Mauritius-based funds may face enhanced tax scrutiny](#)
- [CPI-based inflation eases to 5.09% in Feb; Jan IIP growth at 3.8%](#)
- [More Indian asset managers are moving overseas business to GIFT City. Here's why](#)
- [India beats rest of Asia with highest foreign funds flow, domestic buying hits 4-year high in March](#)
- [NSE cuts cash, derivative transaction charges by 1% in relief for traders](#)

FPI Assets Under Custody (AUC)

| Top 10 Countries | | (USD Bn) |
|------------------|--|----------|
| | | 314.9 |
| | | 56.4 |
| | | 54.6 |
| | | 42.8 |
| | | 42.8 |
| | | 39.0 |
| | | 26.1 |
| | | 22.4 |
| | | 20.1 |
| | | 19.6 |

Domestic Sectoral Indices

| Indices | 28-Mar-24 | 1 Week Change |
|--------------|-----------|---------------|
| Bank Nifty | 47,125 | 0.56% ▲ |
| Fin Nifty | 20,989 | 0.99% ▲ |
| Nifty Pharma | 18,996 | 0.96% ▲ |
| Nifty FMCG | 53,949 | 0.32% ▲ |
| Nifty IT | 34,898 | -0.82% ▼ |
| Nifty Metal | 8,268 | 1.68% ▲ |
| Nifty O&G | 11,441 | 1.94% ▲ |
| Nifty Realty | 900.65 | 2.99% ▲ |

Key Economic Indicators

| Indicator | Value | Date |
|--------------------------|------------|---------------|
| Inflation | 5.1% | (Jan 24) ▼ |
| FII Inflows | USD 4.8 Bn | (Jan 24) ▼ |
| Forex Reserves | USD 619 Bn | (23 Feb 24) ▲ |
| INR USD Rate | INR 83.37 | (28 Feb 24) ▲ |
| GDP Rate | 7.6% | (2023-24) ▲ |
| IIP Growth | 3.8% | (Jan 24) ▼ |
| Crude Oil/WTI (USD/Bbl.) | USD 83.12 | (29 Mar 24) ▲ |
| Gold (USD/t.oz) | USD 2232 | (29 Mar 24) ▲ |

Broad Market Indices

| Indices | Bloomberg Symbol | 28-Mar-24 | 1 Week Change |
|-------------------------|------------------|-----------|---------------|
| Domestic Indices | | | |
| BSE Sensex | SENSEX:IND | 73,651 | 1.13% ▲ |
| Nifty 50 | NIFTY:IND | 22,327 | 1.04% ▲ |
| Foreign Indices | | | |
| Dow Jones | INDU:IND | 39,807 | 0.84% ▲ |
| Nasdaq | CCMP:IND | 16,379 | -0.30% ▼ |
| Hang Seng | HSI:IND | 16,541 | 0.25% ▲ |
| DAX | DAX:IND | 18,492 | 1.57% ▲ |
| Nikkei | NKY:IND | 40,369 | -1.27% ▼ |

Major Economic Events and Holidays (April 2024)

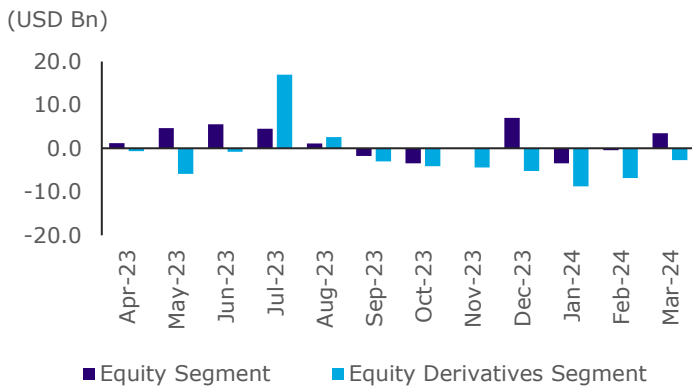
| | |
|--|---|
| | 03-April Fed Chair Powell Speech |
| | 05-April Non Farm Payrolls |
| | 05-April US Unemployment Rate |
| | 10-April Inflation Rate |
| | 15-April Retail Sales |
| | 25-April GDP Growth Rate |
| | 01-April Easter Monday |
| | 12-April GDP MoM |
| | 16-April Unemployment Rate |
| | 17-April Inflation Rate |
| | 19-April Retail Sales |
| | 11-April Eid al-Fitr |
| | 17-April Ram Navami |
| | 01-April Easter Monday |
| | 03-April ECB Inflation Rate |
| | 11-April Deposit Facility Rate, ECB Interest Rate Decision |
| | 01-April Retail Sales YoY |
| | 09-April Consumer Confidence |
| | 17-April Balance of Trade |
| | 20-April Inflation Rate |
| | 26-April BoJ Interest Rate Decision |
| | 29-April Shōwa Day |
| | 01-April Caixin Manufacturing PMI |
| | 04-07 April Qingming Festival |
| | 11-April Inflation Rate |
| | 13-April Balance of Trade |
| | GDP Growth Rate YoY, |
| | 16-April Industrial Production YoY, |
| | Retail Sales YoY |
| | 28-April May Day |



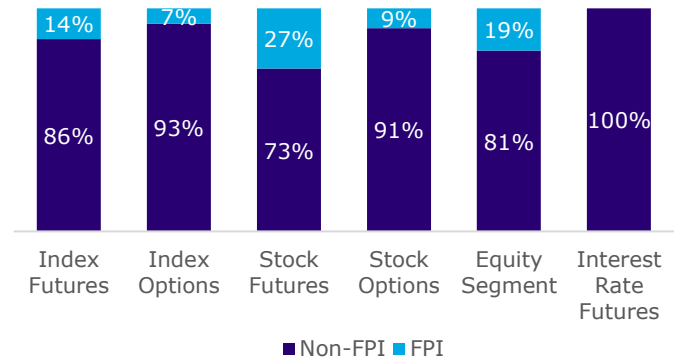
BRIEF OVERVIEW: MARKET STATISTICS (I)



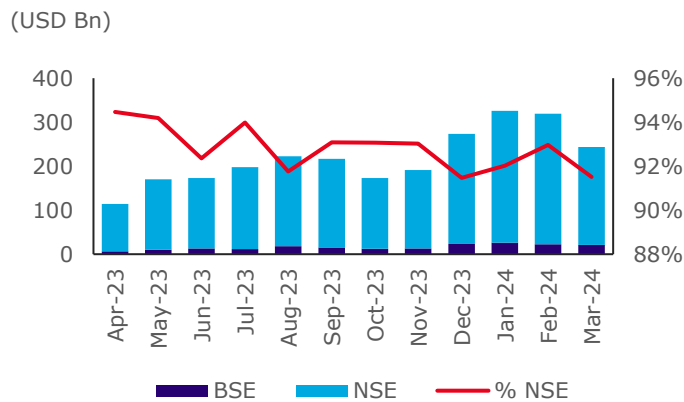
FPI Net Investment Flows



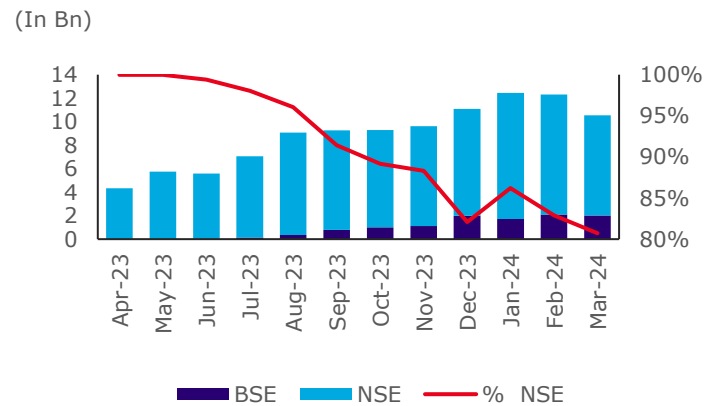
FPI Share v/s Other Client Category



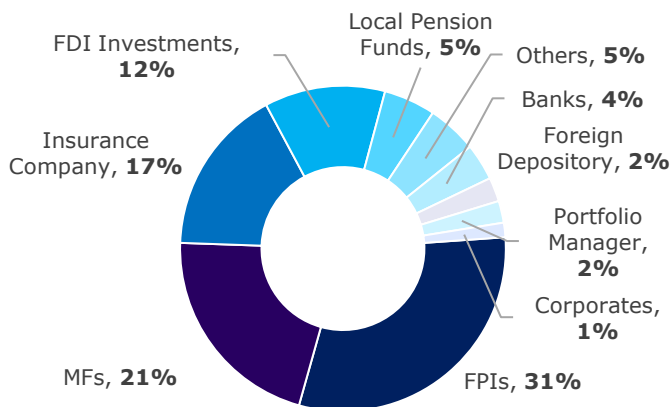
Equity Turnover



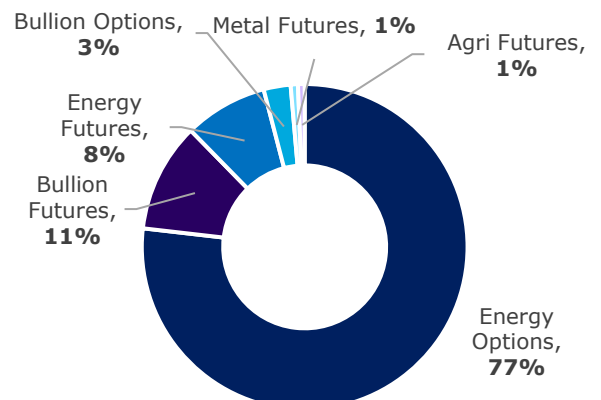
Equity Derivatives – Contracts Traded



AUC Basis Client Category



Commodity Derivatives

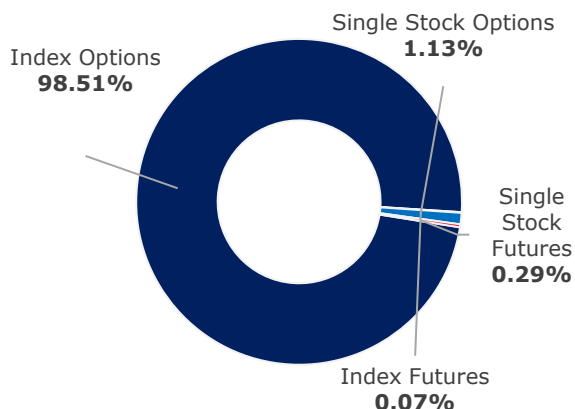




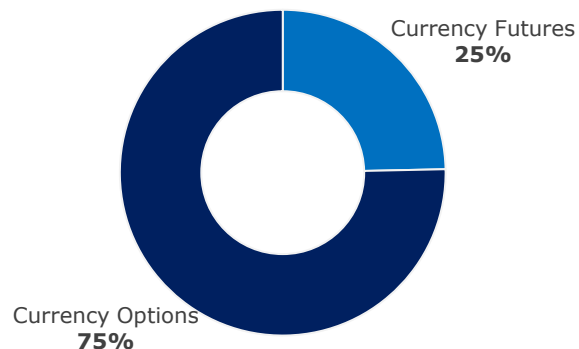
BRIEF OVERVIEW: MARKET STATISTICS (II)



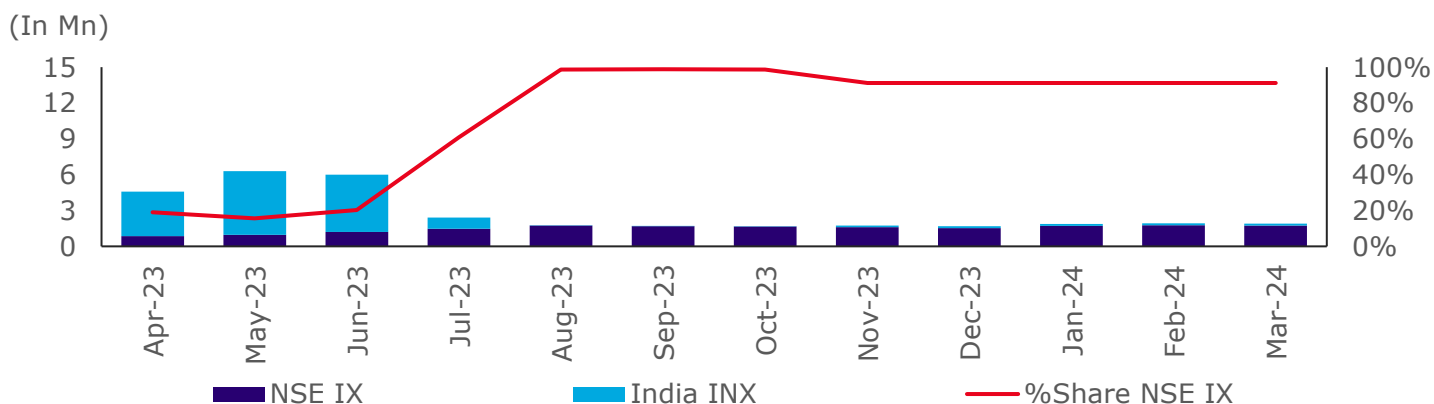
Equity Derivatives Breakdown



FX Derivatives Breakdown



GIFT City Turnover – Contracts Traded



SBI-SG Global Securities Services Pvt. Ltd.

Driven by cutting edge technology, customer centricity, and transparency at its core, SBI-SG offers a comprehensive suite of securities services engineered to be a one-stop solution for all investments. Rooted in the formidable partnership of State Bank of India and Société Générale Securities Services, we bring together the strength of two globally renowned institutions to navigate the ever-evolving capital market.

CONTACT US

Ms. Vandana Mehrotra

MD & CEO

+91 22 6284 6101

+91 22 3101 6101

mdceo@sbsgcs.co.in

Mr. Bajrang Patil

DMD & SG Nominee Director

+91 22 6284 6103

+91 22 3101 6103

dmd@sbsgcs.co.in

Mr. Jignesh Mehta

Business Development

+91 9324113779

+91 22 3101 6150

jignesh.mehta@sbsgcs.co.in

Mr. Pankaj Dixit

Business Development

+91 9818757155

+91 22 3101 6158

pankaj.dixit@sbsgcs.co.in

Disclaimer: Weekly Newsletter is a collection of news & articles published across newspapers, including press releases or circulars from regulators. The opinion/views expressed are that of the writer/the paper. We do not subscribe/endorse such opinions/views, limiting our role to only keeping our clients abreast of what is in the news.

